

J. Rider.

Strap-Ring for Fire-Arm.

N^o 74427

Patented Feb. 11, 1868.

Fig. 1.



Fig. 2.

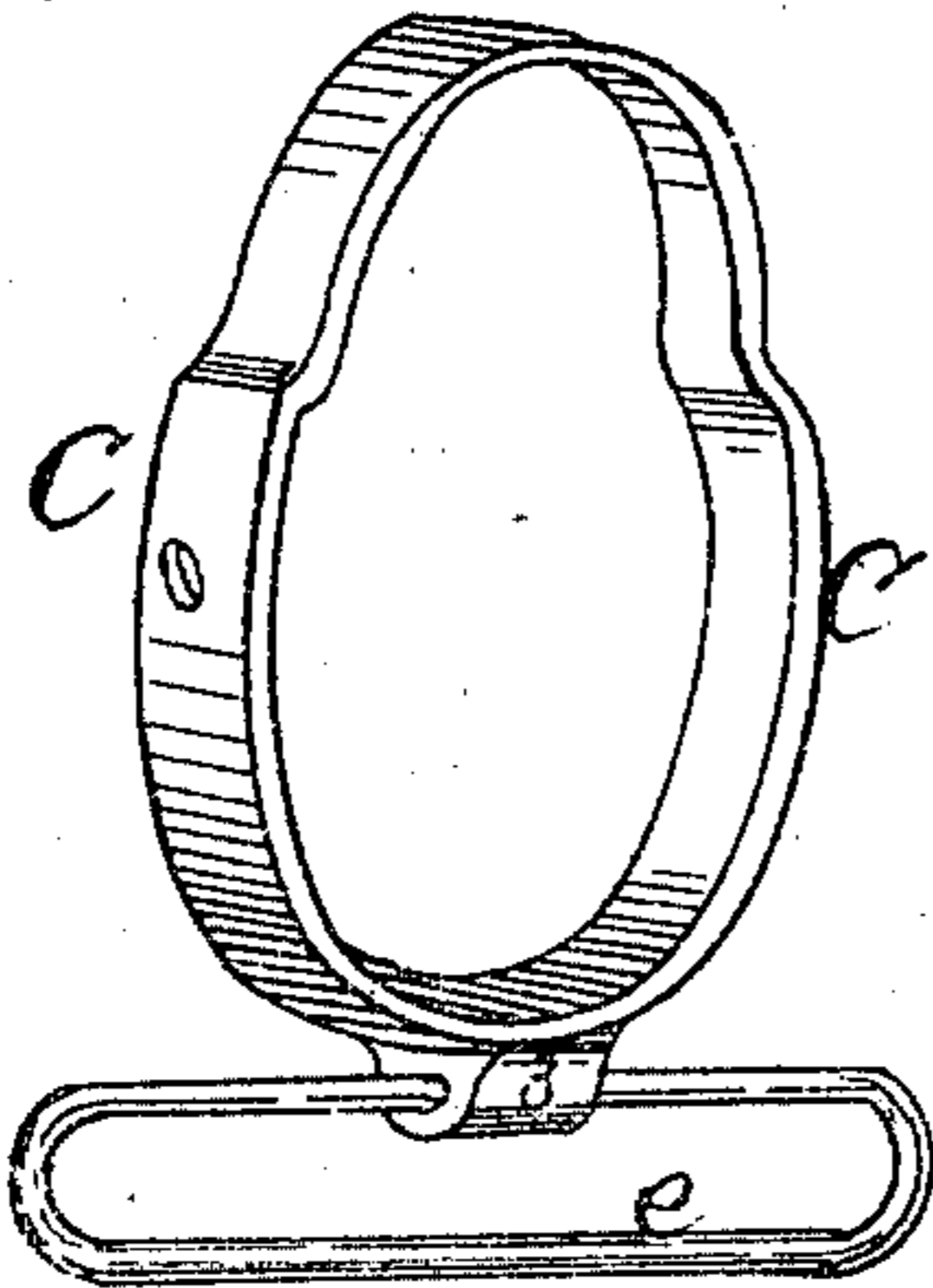


Fig. 3.

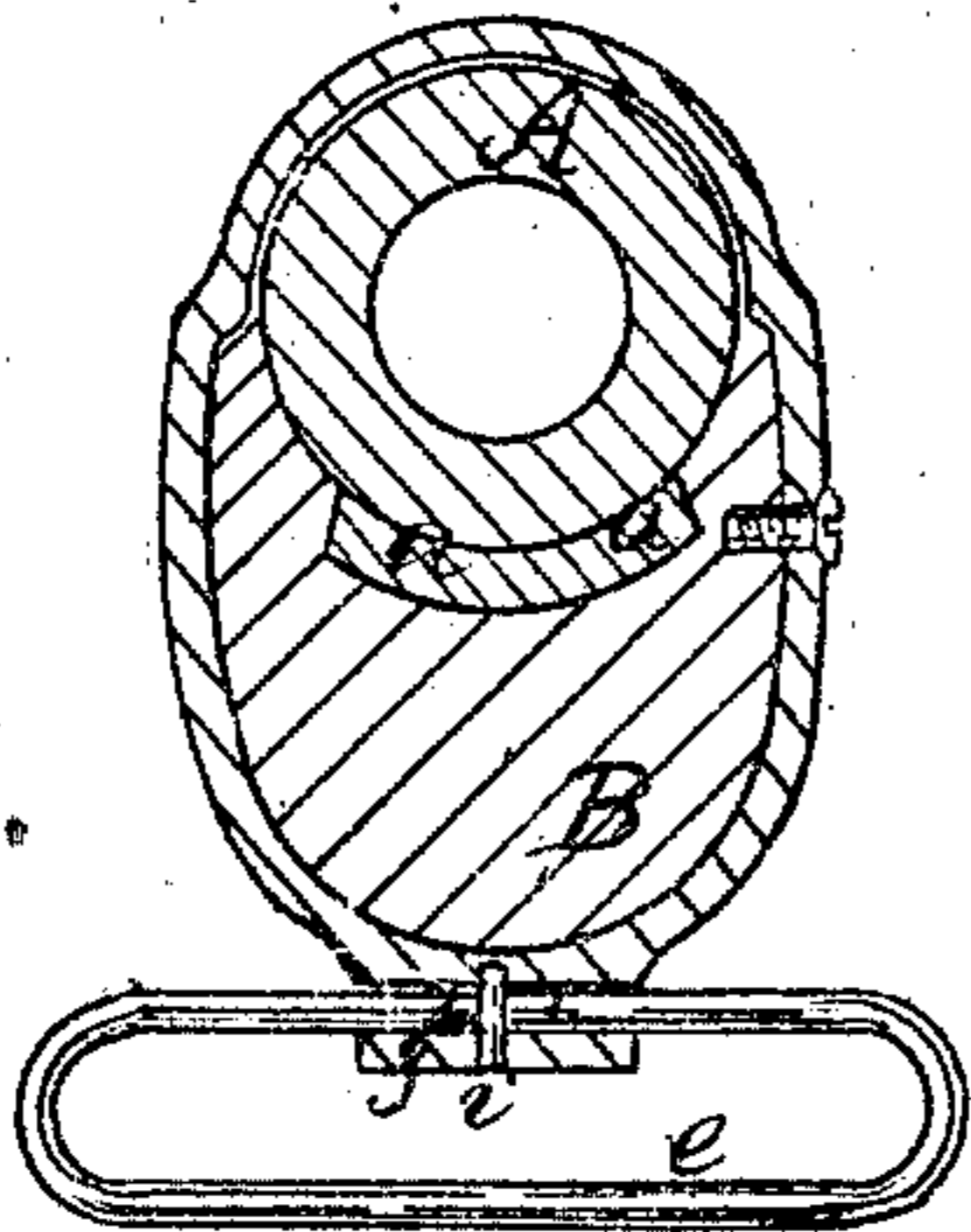
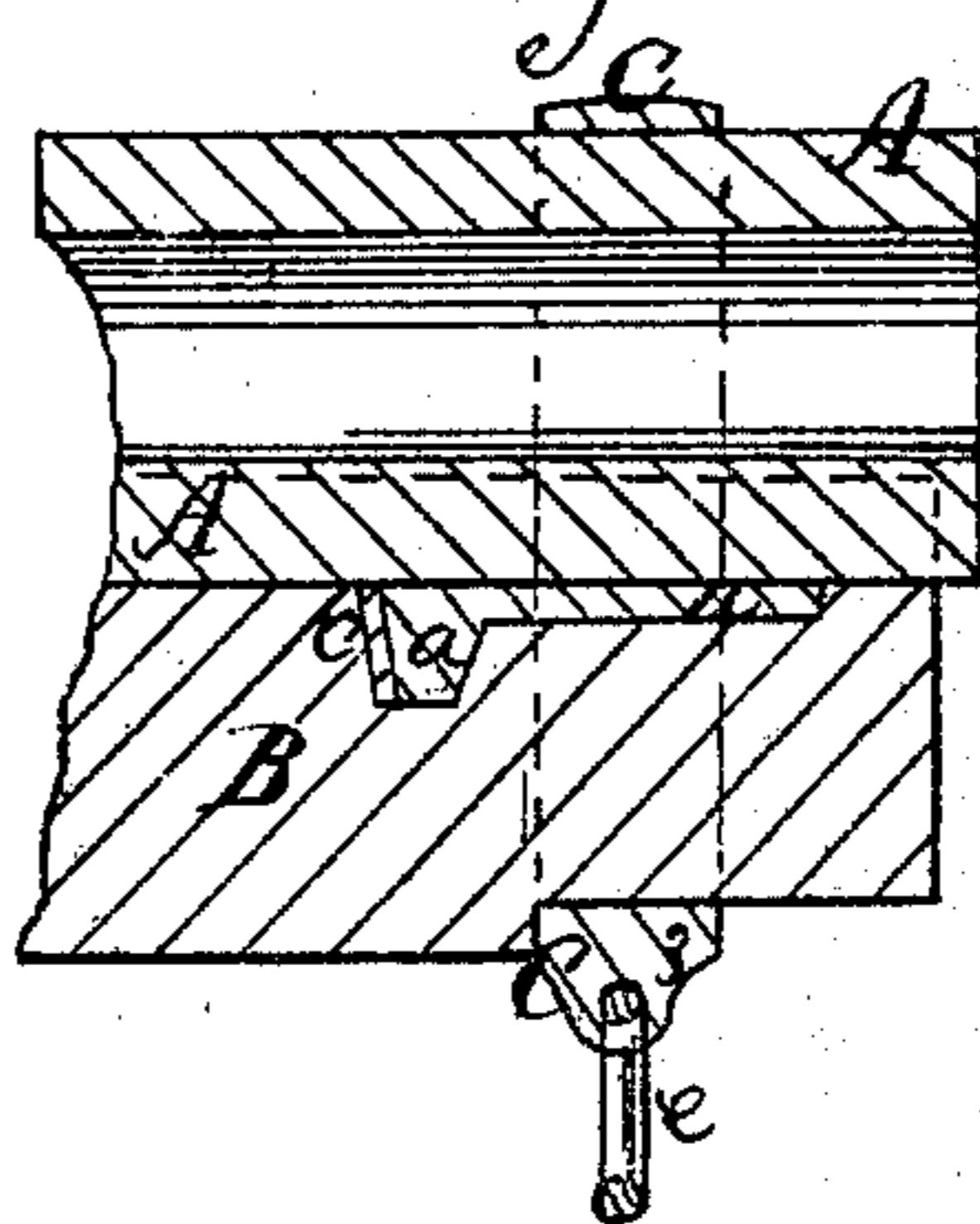


Fig. 4.



Witnesses

Geo. D. Patten
Thos. J. Chamberlain

Joseph Rider.
By atty A. B. Loughton

United States Patent Office.

JOSEPH RIDER, OF NEWARK, OHIO, ASSIGNOR TO HIMSELF AND E. REMINGTON AND SONS, OF ILION, NEW YORK.

Letters Patent No. 74,427. dated February 11, 1868.

IMPROVEMENT IN STRAP-RING FOR FIRE-ARMS.

The Schedule referred to in these Letters Patent and making part of the same.

TO ALL WHOM IT MAY CONCERN:

Be it known that I, JOSEPH RIDER, of Newark, in the county of Licking, and State of Ohio, have invented certain new and useful Improvements in Stocking or Mounting Fire-Arms; and I do hereby declare the following to be a full, clear, and exact description of the construction thereof, reference being had to the accompanying drawings, making a part of this specification, in which—

Figure 1 represents a view of a swivel-bow or strap-loop detached, and before it is united to the band-guard strap or swivel-base.

Figure 2 represents a perspective view of the swivel-bow and band when united together.

Figure 3 represents a cross-section through the barrel, stock, and band, and showing the stud on the barrel under the band, and the recess in the stock for uniting them together by the band.

Figure 4 represents a longitudinal section through the band, barrel, stock, and swivel-bow.

Similar letters of reference, where they occur in the separate figures, denote like parts in all of the drawings.

My invention consists in a swivel-bow united to said band in a peculiar way, which very much simplifies and cheapens that operation.

To enable those skilled in the art to make and use my invention, I will proceed to describe the same with reference to the drawings.

A represents a portion of the barrel of a fire-arm, and B a portion of its stock. On the under side of the barrel, and wrought on or permanently attached thereto, there is a stud, *a*, which is let into a recess, of a counter or corresponding form, in the stock B. When the barrel and stock are laid together, and the stud properly entered in the recess, the band C is put on, and held on in any of the usual well-known ways, and the barrel and stock are thus firmly held together, yet readily separated when it is desirable to do so. The stud and mortise are placed so that the band will pass around their location, or near to it, and thus clamp or bind them, as well as the barrel and stock, at that point. The rear portion, *c*, of the recess may have a brass or other metal plate upon it, to prevent the wood from bruising or wearing, and for the stud to bear against.

In the band C, I use a very simple and very efficient swivel-bow for holding a strap, as follows: *e* represents the swivel-bow in question. Its two ends, as shown in fig. 3, are inserted in a suitable hole in the band-guard strap or swivel-base, and then a small pin, *i*, is inserted in the band, and between said ends; thus the bow is free to swing or play in the band, but cannot come out, or be taken out, without first taking out the pin *i*.

The manner of making and inserting the bow in its place is as follows: It is made, as shown in fig. 1, with its two ends, 1 2, bent out of line with each other. When thus bent, one of the ends is passed through the hole in the lug 3 of the band, and slipped through as far as it will go, or until its end comes to the opposite end of the opening from where it was inserted. The other end of the bow is now bent around into line with the end in the hole of the band, the two ends moved into about the centre of the lug, and the pin *i* passed in and fastened, said pin passing between said ends. The swivel is thus perfectly secure in the band, but can swing as freely as is required for such purposes.

Having thus fully described my invention, what I claim therein as new, and desire to secure by Letters Patent, is—

Uniting a swivel-bow to the guard-strap or band, by means of the lug and pin, substantially as described.

JOSEPH RIDER.

Witnesses:

W. H. THOMAS,

O. E. SMITH.